



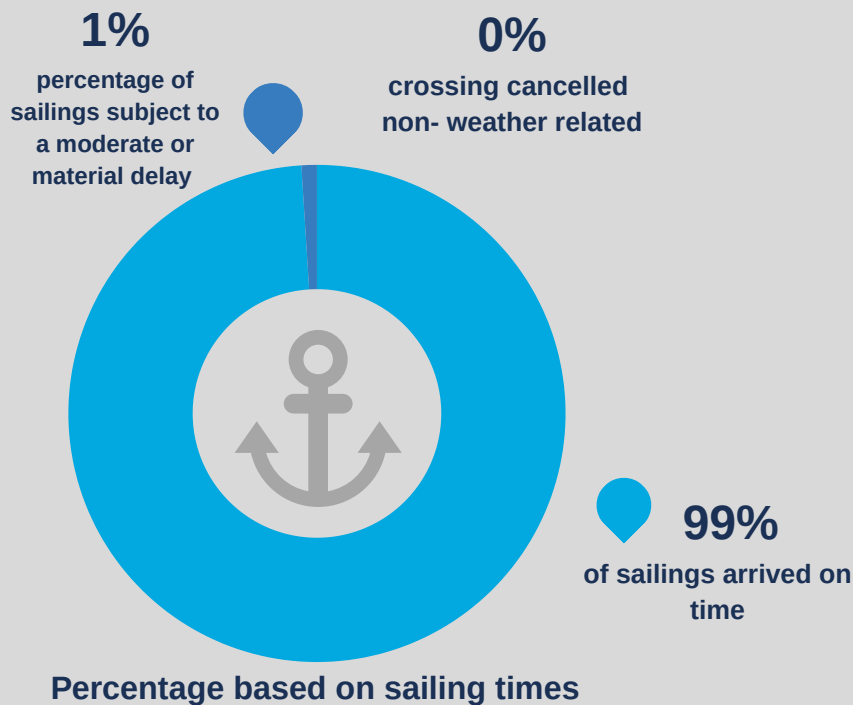
# PORTS OF JERSEY

## 2026 - Q1 Quality of Service Report

### Punctuality of sailings



**99% of sailings ran on time**



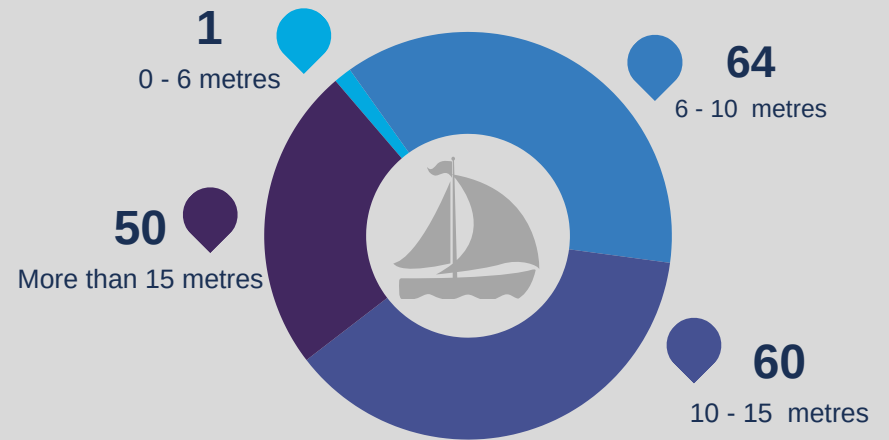
### Review of Q1

351 sailings were scheduled with minimal delays or cancellations. Only a small percentage of sailings experienced moderate or material delays. Non-weather-related cancellations were low. Berth availability was at 100%.

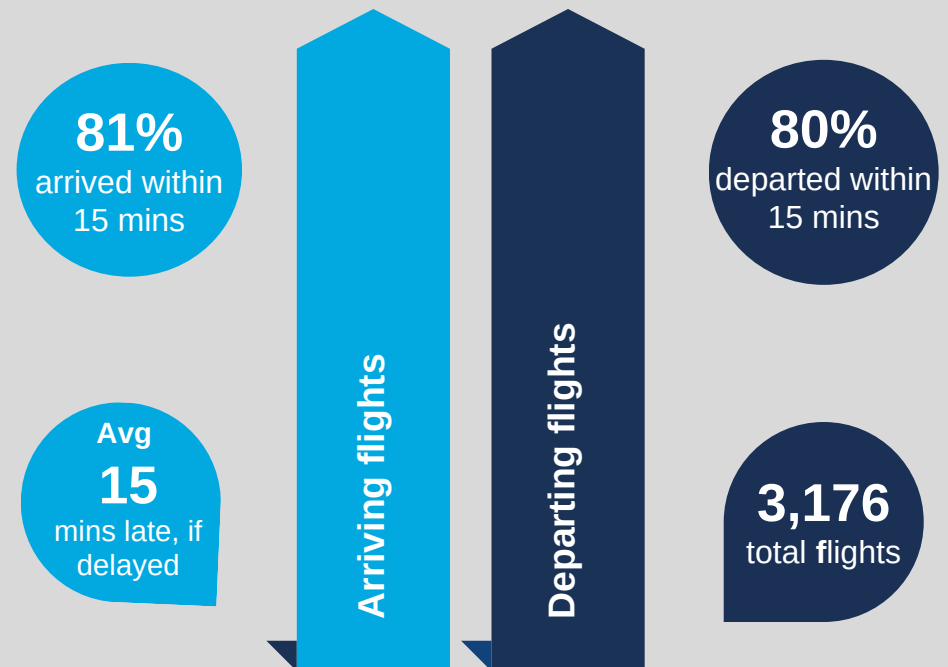
Jersey Airport operated 3,176 commercial services, with 16.9% experiencing delays, often due to late inbound aircraft. Over 99.4% of air passengers cleared security in under 15 minutes.

### Waiting lists for St Helier and Elizabeth Marinas

Number of boats on the waiting list, based on length



**63% of flights arrived early**



### Flight punctuality to and from Jersey Airport

Excluding flights affected by weather

### Jersey Airport baggage from plane to carousel

Delivered within 20 minutes  
**85%**



Delivered within 45 minutes  
**97%**