

Primary  
school age

# HARBOUR SCAVENGER HUNT

Name:



## ANDY THERE!

Get your compass at the ready for a scavenger hunt around St Helier harbour. Follow our maritime trail to learn all about life at sea and you'll be rewarded with some treasure when you finish.

This nautical themed scavenger hunt will take between 60 - 90 minutes.

## BEFORE YOU START

- Make sure you pack a pencil before you set off.
- Suitable for adventurers in buggies and wheelchairs – look out for detours on our map.
- Parking is available at the Elizabeth Terminal.

# THE MAP








# START: Lighthouse outside Maritime Museum



Look at the wind strength symbols along the floor next to the marina railings.

1. Match up the wind strength number with the description on the panel below:

- |    |       |   |   |
|----|-------|---|---|
| 0  | ----- | Whole gale - All boats in harbour pray God                                    |  |
| 1  | ----- | Hurricane - Yacht crew decide to take up golf                                 |   |
| 2  | ----- | Strong breeze - Umbrellas used with difficulty                                |   |
| 3  | ----- | Calm - Smoke rises vertically   |  |
| 4  | ----- | Gale - Twigs are broken off trees   |   |
| 5  | ----- | Light breeze - Water Surface covered with ripples                             |   |
| 6  | ----- | Storm - Widespread damage   |  |
| 7  | ----- | Moderate breeze - Raises dust and loose paper                                 |   |
| 8  | ----- | Light air - Wind felt on face   |   |
| 9  | ----- | Gentle breeze - Wind extends light flag                                       |   |
| 10 | ----- | Fresh breeze - A well-conditioned man-o'-war could just carry royals in chase |   |
| 11 | ----- | High wind - Whole trees in motion   |   |
| 12 | ----- | Strong gale - Chimney pots might fly  |   |

2. How many flag poles line the marina?

Turn left when you reach the Maritime Museum bell.

3. How much does Jersey Lass weigh?

4. Which was heavier, Orient Star or Gazelle?

5. What year was Betsy built?

Turn left at the corner of the marina. Look for the needle monument and cross the car park safely to it.

6. What was the needle built to celebrate? And in what year?

Cross safely back to the marina railings.

7. What year was the RNLI Station opened on Albert Pier?

Look at the Albert Pier mural to answer the next questions.

8. What is the name of the Red Cross ship?

9. What famous Jersey produce do you think is being loaded onto the trucks in sacks?

Use the zebra crossing and head to the Quayside Cafe. After the cafe, go up the stairs. If you're on wheels, walk along the pedestrian walkway by the railings to the end of the Albert Pier and go to question 12.

10. There are cross symbols carved in the top stones of the wall. How many can you see as you walk towards the Signal Master's station?

**Walk down the steps to the right of the Signal Master's station and look through the window**

11. In the past, the Signal Master would raise flags to let captains know if it was safe to come in or out of the harbour. What word do these flags spell?

**Look across to Victoria Pier and the old St Helier VTS (Vessel Traffic Services) Tower.**

12. What is the maximum speed for vessels in the harbour?

**Walk down the stairs.**

13. Who rowed a dinghy around Jersey in 1936 single-handedly?

**Walk back along Albert Pier, keeping on the right hand side. Keep a look out on the wall to your left and you'll see a large V.**

14. What color is the V?

15. How many life rings are attached to the railings between here and the RNLI Station?

**Continue past the RNLI Station until you get to a granite bench engraved with the word Zulu. This is the last word of the phonetic alphabet which was created to help spell letters that can be easily confused on the telephone. Write down the words for each letter of the alphabet in the spaces provided as you walk back around to the Marina Office.**

A=

B=

C=

D=

E=

F=

G=

H=

I=

J=

K=

L=

M=

N=

O=

P=

Q=

R=

S=

T=

U=

V=

W=

X=

Y=

Z= Zulu



**FINISH:**

Go to Marina Office to collect your treasure!